

COLLECTION
2020 - 2021

PARQUET




QUICK-STEP®
FLOOR DESIGNERS



YOUR INTERIOR
CHANGES OVER THE YEARS

OUR PARQUET
IS ALWAYS LIKE NEW

WOOD FOR LIFE



See page 10

Get inspired	7	Outside beauty perfected for inside performance	8
		Quick-Step's five trends to watch	14

Discover	17	Details make all the difference	18
		Choose your Parquet floor	20

Collection	25	Massimo		26
		Imperio		27
		Palazzo		28
		Castello		32
		Compact Grande	NEW	34
		Compact		36
		Variano		38
		Intenso		39
		Disegno	NEW	40

Installation	43	Easy installation		44
		Finish in style		46
		Worry-free maintenance		52
		Setting the stage for sustainability		54





Outside beauty perfected for inside performance

"Quick-Step sets a new standard for wood floors by combining natural, authentic beauty and next-level performance. The result is a floor designed to be admired and enjoyed for life."

JOYCE VAN WAELEGHEM, CHIEF DESIGNER AT QUICK-STEP





Joyce Van Waelegheem, Chief designer at Quick-step

BRINGING NATURE HOME

"More than ever, home is the place where we can unwind and be ourselves. By bringing nature into our homes – in the form of plants and other materials like wood and stone – we can create a stress-free and cosy atmosphere. More and more, we strive to dissolve the boundaries between the inside and outside."

AUTHENTICITY, IMPROVED

"This explains why parquet flooring has become more popular over the past few years. When it comes to adding a touch of nature to your home, nothing beats a wood floor. Because every plank is unique, the sense of authenticity is immediately apparent. On top of that, a wood floor is a smart investment; it immediately increases the value of your property."

"To make the natural beauty of our floors stand out even more, Quick-Step combines unique colour tones and finishes with specific gloss levels. Intense, warm tones are enhanced with soft but clearly present textures to further liven up your floor."



**"A QUICK-STEP PARQUET FLOOR COMBINES
NATURAL BEAUTY WITH NEXT-LEVEL
PERFORMANCE AND INCREASES THE VALUE OF
YOUR PROPERTY."**

“THANKS TO RECENT TECHNOLOGICAL
IMPROVEMENTS, YOU’LL BE ABLE TO SAVOUR YOUR
AUTHENTIC WOOD FLOOR FOR MUCH LONGER,
WITHOUT HAVING TO WORRY.”



Parquet without Wood for Life



Parquet with Wood for Life

WOOD
FOR LIFE

PARQUET FLOORS DESIGNED TO RESIST

“A parquet floor is an eye-catcher in any interior, but it is also said to be difficult to keep clean and in good condition over the years. Thanks to our recent technological improvements, it’s now possible to enjoy your parquet floor for life.”

“To ensure that your floor stands the test of time, every plank has been treated to deal with messy situations – from muddy shoes and paws to spilled food and drinks. The treatment also makes cleaning and maintaining your floor easier than ever. As a result, you’ll be able to savour your authentic wood floor for much longer, without having to worry.”



WOOD FOR LIFE



**“NOW, YOU CAN HAVE AN AUTHENTIC
PARQUET FLOOR WITHOUT ANY OF THE
CONCERNS THAT COME WITH IT.”**

WORRY-FREE AUTHENTICITY

“Nowadays, parquet floors with distinct, four-sided bevels, matt finishes and pronounced textures and pores are becoming more popular. However, these floors are also much more sensitive to dirt and stains. That’s why we developed a solution.”

“Matt finishes, deep textures and structures make it difficult to protect all the pores, small cracks and other structures in the wood. This causes moisture to be absorbed and fine dirt and dust particles to get trapped in the texture. Over time, these particles can make your floor look dirty – even after cleaning. Another well-known issue is water or other liquids soaking through the edges of the planks. This results in a stain that can eventually turn black and even mouldy when left uncared for. When that happens, the only solution is to renew the floor, which takes time and is expensive.”

“To prevent this from happening, we developed a new varnish technology that keeps your floor looking beautifully natural. This improved protection lets you remove dirt and moisture faster and easier than ever and makes sure it doesn’t seep into the wood. This means a floor that will look as good in ten years as it did on the day it was installed. With this technological improvement, Quick-Step sets a new standard in parquet flooring. Now, you can have an authentic parquet floor without any of the concerns that come with it.”



Quick-Step's five trends to watch

"Beauty and authenticity: these are the things that come to mind when we think about parquet flooring. While this classic never goes out of style, a couple of key trends are emerging. The common theme? A passion for nature and all its uniqueness."

JOYCE VAN WAELEGHEM, CHIEF DESIGNER AT QUICK-STEP



PATTERNS

Herringbone and chevron patterns are parquet classics that are making their way into modern interiors. They add a playful touch and can turn any room into an eye-catcher.

Disegno - Creamy oak extra matt - DIS4856S



CONNECT WITH NATURE

Dissolve the boundaries between inside and outside; invite the natural world into your home with plants and flowers or natural shapes and colours. Replace perfection with authenticity and welcome green, in all its dimensions, with open arms. Here, the natural beauty of a wooden floor can truly shine.

Palazzo - Warm natural oak extra matt - PAL5237S



SOFTNESS AND TACTILITY

Our homes are where we can truly be ourselves. Soft materials and pastel colours create a peaceful atmosphere and help us recharge for the day ahead. To add some originality, you can complement your pastel hues with a contrasting colour or a brighter hue.

Imperio - Grain oak extra matt - IMP3790S

WARM NEUTRALS

Neutral colour palettes with their chic, smart and stylish vibe, dominate the modern home. Want to create even more cosiness? Then go for caramel and light, earthy colours.

Compact Grande - Light chestnut oak extra matt - COMG5113



REFINED LUXURY

Quality materials like nature stone and marble add sophistication and luxury to your room without being too obvious. Combine them with a premium oak floor for an extra-luxurious touch.

Palazzo - Midnight oak oiled - PAL3889S



Massimo



Imperio



Palazzo



Castello



Compact
Grande



Compact



Variano



Intenso

Disegno



BEAUTY COMES IN MANY SIZES

Details make all the difference

The beauty of nature lies in its variety and detail, and that is exactly what the Quick-Step Parquet range offers as well. By choosing Quick-Step, you’re inviting nature into your home to create a unique, authentic look. Thanks to our highly resistant lacquered and oiled floors, you’ll be able to enjoy your parquet floor for years to come, without having to worry.

1. Grading

Our grading system sorts our floors into three different categories: nature, marquant and vibrant. Although each plank is unique, it gives you an idea of the overall look of your floor.



NATURE
Small knots for a subtle look.

Natural colour variaton

Small knots ☐

Cracks ☐



MARQUANT
More pronounced knots for a rustic appearance.

Lively colour variation

Medium knots ☐

Cracks ☐



VIBRANT
Large knots and cracks, for a floor with character.

Lively colour variation

Large knots ☐

Cracks ☐

All sapwood is colour stained to match the general colour tone of the floor.

2. Treatment

Craftsmanship allows us to add extra texture to our wood floors and create a wide range of styles.

(DEEP) BRUSHED

Brushing accentuates the natural grain structure of the wood plank and adds depth.



RECLAIMED LOOK

Some of our pattern floors have a reclaimed look marked by handsanded surfaces with subtle saw cuts, height differences and gaps.



NATURAL KNOTS

Knots are a natural part of wood and emphasize its liveliness. By incorporating knots with a subtle sunken surface, we accentuate the authentic look of our floors, creating more depth as well as an aged look.



DESIGN COLOURS

By using different treatment techniques such as fuming and reactive staining, each plank has an intense and unique colour.



3. Finishing


All Quick-Step Parquet floors are prefinished, which means no oiling or lacquering is needed right after installation. This protection ensures that your parquet floor will look the same even after years of use.

WOOD FOR LIFE

SEE PAGE 10

LACQUERED PARQUET

Quick-Step's high-quality lacquer ensures your parquet floor is perfectly protected from dirt and wear damage, keeping your floor looking flawless for many years to come.



- Seven layers of protective lacquer.
- Highly scratch and wear resistant.
- Improved protective layer that keeps your floor's surface and bevel beautiful, even after years of use.

Extra matt finish




Matt finish



OILED PARQUET

Thanks to our maintenance products, Quick-Step's oiled floors still look beautiful many years after they were installed.



- Two layers of high-quality oil.
- Brings out the authenticity of real wood.
- Can be renewed, repaired and kept pristine for years to come with Quick-Step maintenance products. More info on page 52.

Extra matt oiled finish



Oiled finish



Choose your Parquet floor



Massimo

The longest and widest plank in the collection for a luxurious look.

Dimensions:
240 x 26 cm



Thickness:
14 mm

Pack:
4 planks = 2.496 m²

Bevels:
4 ~

Warranty:
Lifetime & 10 year Wood for Life*

Build-up:



Click system:



Imperio

A perfectly balanced large plank.

Dimensions:
220 x 22 cm



Thickness:
14 mm

Pack:
4 planks = 1.936 m²

Bevels:
4 ~

Warranty:
Lifetime & 10 year Wood for Life*

Build-up:



Click system:



Palazzo

A wide plank that adds warmth and character to any room.

Dimensions:
182 x 19 cm



Thickness:
14 mm

Pack:
6 planks = 2.075 m²

Bevels:
2 ~ / 4 ~

Warranty:
Lifetime & 10 year Wood for Life*

Build-up:



Click system:



* Conditions: www.quick-step.com



CAS51085

Castello

A narrow plank with an elegant appearance.

Dimensions:

182 x 14.5 cm



Thickness:

14 mm

Pack:

6 planks = 1.583 m²

Bevels:

2 ~

Warranty:

Lifetime & 10 year Wood for Life*

Build-up:



Click system:



PARQUET COMPOSITION

Oiled/lacquered finishing

Oak face layer

Spruce/HDF core

Veneer backing


NEW

Compact Grande

This wide plank has a high-density fibre core. Paired with a relative thinness of 12.5 mm, it is perfect for renovations or projects with underfloor heating.

Dimensions:

182 x 19 cm



Thickness:

12.5 mm

Pack:

6 planks = 2.075 m²

Bevels:

2 ~

Warranty:

Lifetime & 10 year Wood for Life*

Build-up:



Click system:





IMP51055

Let us guide you to the perfect floor

ENTER THE FLOOREXPLORER

With so many flooring options to choose from, making the right decision can be a challenge. With our online FloorExplorer, we'll guide you to a selection of floors that match your personal needs and style in just a few steps. Give it a try!

www.quick-step.com

Compact

Due to its high-density fibre core and relative thinness, this is the ideal floor for renovation projects, particularly if underfloor heating is involved

Dimensions:

182 x 14.5 cm

Thickness:

12.5 mm

Pack:

6 planks = 1.583 m²

Bevels:

2 ~ / 4 ~

Warranty:

Lifetime & 10 year Wood for Life*

Build-up:



Click system:






* Conditions: www.quick-step.com






Variano

Worn edges that create subtle height differences, cracked knots, saw cut structures and variation in colour and dimension give this floor a unique character.

Dimensions:
220 x 19 cm

Thickness:
14 mm
Pack:
6 planks = 2.508 m²
Bevels:
0
Warranty:
Lifetime
Build-up:

Click system:


Intenso




The dynamic and eye-catching chevron pattern is back in style – and easier and faster to install than ever. This collection embraces worn edges and cracked knots, giving the floor an aged look.

Dimensions:
105 x 31 cm

Thickness:
14 mm
Pack:
4 planks = 1.302 m² (2 left and 2 right in one box)
Bevels:
0
Warranty:
Lifetime
Build-up:

Click system:


NEW

Disegno

This wood floor makes the herringbone pattern easy to install. It even lets you get creative through two possible installation patterns.

Dimensions:
58 x 14.5 cm

Thickness:
14 mm
Pack:
12 planks = 1.009 m²
Bevels:
4 ~
Warranty:
Lifetime & 10 year Wood for Life*
Build-up:

Click system:






PARQUET COLLECTION 2020

Massimo

SIZE
240 x 26 cm x 14 mm

WOOD FOR LIFE

The longest and widest plank in the collection for a luxurious look.

4 BEVELS



See p.18 for more information about Vibrant, Nature or Marquant.
Find out more about Wood for Life on p.19.

Please note: the illustrated patterns and colours are only an image and not a full overview of all the different nuances of a wood floor. For a representative view of the surface structure and variation of a plank, take a look at the big samples on the display and ask your dealer for more advice.



WHITE DAISY OAK EXTRA
MATT

MAS5102S VIBRANT



CAPPUCCINO BLONDE OAK
EXTRA MATT

MAS3566S VIBRANT



WINTER STORM OAK EXTRA
MATT OILED

MAS3563S VIBRANT



DARK CHOCOLATE OAK EXTRA
MATT OILED

MAS3564S VIBRANT



Imperio

SIZE
220 x 22 cm x 14 mm




WOOD FOR LIFE

A perfectly balanced large plank.

4 BEVELS



ANGELIC WHITE OAK EXTRA MATT

IMP5105S	MARQUANT
  	






EVEREST WHITE OAK EXTRA MATT

IMP3793S	VIBRANT
  	



GENUINE OAK EXTRA MATT

IMP3792S	VIBRANT
  	



NOUGAT OAK OILED

IMP1626S	VIBRANT
   	



LIGHT ROYAL OAK OILED

IMP5103S	MARQUANT
   	



DARK CHESTNUT OAK EXTRA MATT

IMP5104S	MARQUANT
  	



GRAIN OAK EXTRA MATT

IMP3790S	VIBRANT
  	



CARAMEL OAK OILED

IMP1625S	VIBRANT
   	

Palazzo

SIZE
182 x 19 cm x 14 mm





A wide plank that adds warmth and character to any room.

2 BEVELS 





LILY WHITE OAK EXTRA MATT

PAL5106S	NATURE
 	





POLAR OAK MATT

PAL1340S	NATURE
 	




OAT FLAKE WHITE OAK OILED

PAL3891S	MARQUANT
 	



REFINED OAK EXTRA MATT

PAL3095S	NATURE
 	




PURE OAK EXTRA MATT

PAL3100S	MARQUANT
 	



FROSTED OAK OILED

PAL3092S	NATURE
 	



HONEY OAK OILED

PAL1472S	NATURE



NATURAL HERITAGE OAK
MATT

PAL1338S	MARQUANT



GINGER BREAD OAK EXTRA
MATT

PAL3888S	NATURE



Find the floor that matches your personal needs and style with our FloorExplorer at www.quick-step.com

4 BEVELS



FROZEN OAK EXTRA MATT

PAL35625	VIBRANT



ALMOND WHITE OAK OILED

PAL30145	MARQUANT



LIME OAK EXTRA MATT

PAL38875	VIBRANT




WARM NATURAL OAK EXTRA MATT

PAL52375	MARQUANT



CONCRETE OAK OILED

PAL37955	VIBRANT



BLUE MOUNTAIN OAK OILED

PAL30945	VIBRANT



PAL35625



LATTE OAK OILED

PAL3885S	VIBRANT




SUNSET OAK EXTRA MATT

PAL3893S	VIBRANT



CINNAMON OAK EXTRA MATT

PAL3096S	VIBRANT



MIDNIGHT OAK OILED

PAL3889S	VIBRANT



See p. 18 for more information about Vibrant, Nature or Marquant.

Find out more about Wood for Life on p. 19.

Castello

SIZE
182 x 14.5 cm x 14 mm




A narrow plank with an elegant appearance.

2 BEVELS 



POLAR OAK MATT

CAS1340S	NATURE
	




PURE OAK MATT

CAS1341S	NATURE
	



RAW OAK EXTRA MATT

CAS5108S	VIBRANT
	



VIVID GREY OAK EXTRA MATT

CAS5107S	NATURE
	



HONEY OAK OILED

CAS1472S	NATURE
	



NATURAL HERITAGE OAK MATT

CAS1338S	MARQUANT
	



HAVANA SMOKED OAK MATT

CAS1354S	NATURE



BARREL BROWN OAK OILED

CAS3897S	MARQUANT



CAPPUCCINO OAK OILED

CAS1478S	MARQUANT



COFFEE BROWN OAK MATT

CAS1352S	NATURE

See p. 18 for more information about Vibrant, Nature or Marquant.

Find out more about Wood for Life on p. 19.



CAS3897S

NEW

Compact Grande

SIZE
182 x 19 cm x 12.5 mm



WOOD FOR LIFE

This wide plank has a high-density fibre core. Paired with a relative thinness of 12.5 mm, it is perfect for renovations or projects with underfloor heating.

2 BEVELS



WINTRY FOREST OAK EXTRA MATT

COMG3854	MARQUANT
 	




DESERT OAK EXTRA MATT

COMG5111	VIBRANT
 	



LIGHT CHESTNUT OAK EXTRA MATT

COMG5113	NATURE
 	



LIGHT STORM OAK EXTRA MATT

COMG5110	MARQUANT
 	



COTTON GREY OAK EXTRA MATT

COMG5112	VIBRANT
 	

See p. 18 for more information about Vibrant, Nature or Marquant.

Find out more about Wood for Life on p. 19.



Compact

SIZE
182 x 14.5 cm x 12.5 mm

WOOD FOR LIFE

Due to its high-density fibre core and relative thinness, this is the ideal floor for renovation projects, particularly if underfloor heating is involved.

2 BEVELS



OAK HIMALAYAN WHITE
EXTRA MATT

COM3098 MARQUANT

Icon: T-mould, Bevel, Groove



OAK COTTON WHITE MATT

COM1451 MARQUANT

Icon: Bevel, Groove



OAK PURE EXTRA MATT

COM3100 MARQUANT

Icon: T-mould, Bevel, Groove



OAK NATURAL MATT

COM1450 MARQUANT

Icon: T-mould, Bevel, Groove



LIGHT CHESTNUT OAK EXTRA
MATT

COM5113 NATURE

Icon: T-mould, Bevel, Groove



CAMBRIDGE BROWN OAK
EXTRA MATT




COM5109 NATURE

Icon: T-mould, Bevel, Groove

4 BEVELS 



COUNTRY RAW OAK EXTRA
MATT

COM3097	VIBRANT
  	



DUSK OAK OILED

COM3899	VIBRANT
   	



NUTMEG OAK OILED

COM3898	VIBRANT
   	



See p. 18 for more information about Vibrant, Nature or Marquant.

Find out more about Wood for Life on p. 19.

Variano

SIZE


220 x 19 cm x 14 mm

Worn edges that create subtle height differences, cracked knots, saw cut structures and variation in colour and dimension give this floor a unique character.

0 BEVELS



VAR1631S



PACIFIC OAK EXTRA MATT

VAR5114S

MARQUANT



DYNAMIC RAW OAK EXTRA MATT

VAR3102S


MARQUANT



CHAMPAGNE BRUT OAK OILED

VAR1630S

MARQUANT



ROYAL GREY OAK OILED

VAR1631S

MARQUANT



Intenso

SIZE
105 x 31 cm x 14 mm

The dynamic and eye-catching chevron pattern is back in style – and easier and faster to install than ever. This collection embraces worn edges and cracked knots, giving the floor an aged look.

O BEVELS



ECLIPSE OAK OILED

INT3903

VIBRANT



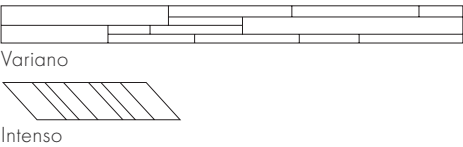
TRADITIONAL OAK OILED

INT3902

VIBRANT



The Variano and Intenso ranges are unique Quick-Step creations. These floors are made up of small wooden boards with different lengths, widths and textures that are hand-picked and manually put together like a puzzle, creating splendid eye-catchers with a distinct reclaimed look. These small planks ensure every part of the tree is used. At Quick-Step, nothing goes to waste.



NEW

Disegno

SIZE
58 x 14.5 cm x 14 mm

WOOD FOR LIFE


This wood floor makes the herringbone pattern easy to install. It even lets you get creative through two possible installation patterns.

4 BEVELS



CREAMY OAK EXTRA MATT

DIS4856S	NATURE



PURE LIGHT OAK EXTRA MATT

DIS5115S	NATURE



CINNAMON RAW OAK EXTRA MATT

DIS4979S	NATURE



See p. 18 for more information about Vibrant, Nature or Marquant.

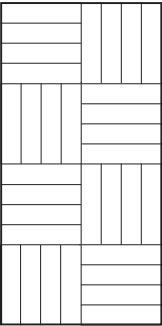

Find out more about Wood for Life on p. 19.

DIS5115S



1 FLOOR

2 INSTALLATION PATTERNS





A person is kneeling on a light-colored floor, wearing a grey ribbed sweater and blue jeans. Their right hand is resting on a white protective sheet that has blue text and logos on it. The background shows a white wall with a grid of small square holes. The text "EVERYTHING YOU NEED FOR A PERFECT FLOORING EXPERIENCE" is centered in the image.

EVERYTHING YOU NEED
FOR A PERFECT FLOORING EXPERIENCE

Easy installation

Floating or glued down: the choice is yours

When laying your new Quick-Step Parquet floor, you can opt for floating or glued-down installation. For floating installation, picking the right underlay is an absolute must, as it will have a major impact on the final look, quality and comfort of your floor. You can also opt for the 'glued-down' method. In that case, all you need is our Quick-Step Parquet Glue.

Quick•Step® underlays

For a floating installation, choosing the right underlay is key. Quick-Step's easy-to-install underlays provide a stable base for the Uniclic® and Uniclic® Multifit systems. They also:

- level the subfloor and smooth out small irregularities;
- provide excellent acoustic insulation and reduce creaking noises;
- are compatible with traditional underfloor heating and/or cooling.



SILENT WALK

Thickness: 2 mm

Roll: 7 m²

The ideal underlay for rooms with heavy traffic (living room, hallway, etc.). Offers optimal noise reduction and the best efficiency with floor heating.



UNISOUND

Thickness: 2 mm

Roll: 15 m²

Great all-round underlay for rooms with frequent traffic (living room, hallway, kitchen, etc.).




BASIC PLUS

Thickness: 2 mm

Roll: 15 m²/60 m²


Good all-round underlay for rooms with less traffic (attic, home office, etc.).



TRANSITSOUND

Thickness: 2 mm Roll: 15 m²

Ideal noise-reducing underlay for upper floor rooms and apartments.



THERMOLEVEL

Thickness: 5 mm Box: 9 m²

Ideal for irregular subfloors. Provides additional insulation. Not compatible with floor heating.

Glued-down installation

If you prefer a glue-down installation, we suggest using dedicated Quick-Step Parquet Glue for the best results. The benefits of a glued-down floor:

- reflected walking sound is reduced to a minimum;
- maximum adhesion, even in humid conditions;
- allows your floor to breathe and expand with temperature variations;
- maximises your return with floor heating systems.



PARQUET GLUE


16 kg for ±16 m²



PARQUET TROWEL

For a perfect glue distribution.


Installation tools



ADHESIVE TAPE

Roll: 50 m

Tape the seams between the sheets of underlay together for a moisture-proof underlay installation.



INSTALLATION SET

Tapping block: to easily click planks together.
Cramp iron: to click planks together in hard-to-reach places. **Spacers:** to provide an expansion joint (8 to 12 mm) between walls and floor.

Finish in style

Why choose Quick•Step® skirtings and profiles?

PERFECTLY MATCHING COLOURS

Our skirtings and profiles perfectly match the colour of every floor.

REAL VENEER SURFACE

An authentic wood experience in the entire room.

QUICK•STEP® WARRANTY

They come with the same warranty as the floors.

Skirtings




PARQUET SKIRTING

240 x 1,6 x 8 cm

Installation method: One4All Glue or Track

Includes space to hide cables.



SCOTIA

240 x 1,7 x 1,7 cm

Installation method: One4All Glue

Paintable skirtings

Paintable skirtings with Incizo® technology are easily cut to fit the desired height (thanks to the pre-cuts). Once they are fitted, you can paint them or just leave white.



OVOLO PAINTABLE SKIRTING

240 x 1.6 x 16 cm
Installation method: One4All Glue

Can be used in two shapes for more decorative freedom.
Adjustable in height (use the included Incizo® knife): 5 heights possible between 2.5 cm and 13.4 cm.



SHAPE 1



SHAPE 2



OGEE PAINTABLE SKIRTING

240 x 1.6 x 16 cm
Installation method: One4All Glue


Can be used in two shapes for more decorative freedom.
Adjustable in height (use the included Incizo® knife): 4 heights possible between 2 cm and 14 cm.



SHAPE 1



SHAPE 2



PAINTABLE SKIRTING

240 x 1.4 x 4 cm
Installation method: One4All Glue

Also available in a flexible version (QSFLEXSKR) to finish your entire space in the same style.



FLEXIBLE PAINTABLE SKIRTING

1.4 x 4 cm
Installation method: high tack hybrid adhesive

Can be cut to the desired length.



COVER PAINTABLE SKIRTING

240 x 1.6 x 12.9 cm
Installation method: One4All Glue

Adjustable in height: 4 heights possible between 6.8 cm and 12.9 cm.

Installation tools for skirtings



ONE4ALL GLUE

290 ml

One tube glues 15 m of skirting.



TRACK

240 x 0.8 x 2.7 cm

Secure the track to the wall with screws or the One4All glue and click the skirtings in place.

Finishing tools



KIT

310 ml

Fill up the space between skirtings and floor. Available in matching colours.

Average usage: 1 tube per 30 m² room.



PIPE COVERS

2 pcs/pack

Properly finish pipes and heating elements. Available in inside diameter size 15 mm and 22 mm.



CAS51085

Finish your floor with our skirtings and Incizo® profile, available in perfectly matching colours.

Profiles

Incizo® profile: 1 profile, 5 applications

Quick-Step's Incizo® profile is a multifunctional finishing tool that can be used to finish your floor and stairs in matching colours. Simply cut the Incizo® basic profile to desired shape with the supplied Incizo® knife.

INCIZO® PROFILE

215 x 5.4 x 1.7 cm
Contents: 1 Incizo® profile, 1 Incizo® knife, 1 plastic rail.

APPLICATION 1

Connect two floors of different heights.



APPLICATION 2

Connect two floors of the same height.



APPLICATION 3

Finish your floor along walls or windows.



APPLICATION 4

Create a nice transition between your parquet floor and other flooring types.



APPLICATION 5

The Incizo® profile also allows you to finish your stairs in the flooring of your choice. For this application you need the Incizo® profile and an aluminium sub-profile.



INCIZO® ALUMINIUM SUB-PROFILE FOR STAIRS

215 x 7.35 x 1.9 cm



Worry-free maintenance

EASY MAINTENANCE FOR MAXIMUM VALUE

Quick-Step cleaning products are specifically developed for our floors. They cleanse the surface thoroughly and safeguard its original appearance to maximise that ‘new floor’ experience.

For detailed maintenance instructions, visit www.quick-step.com

Maintenance



CLEANING PRODUCT 2.5 L

Average usage: 37 cleaning sessions.



CLEANING PRODUCT 1 L

Average usage: 15 cleaning sessions.



CLEANING KIT

Mop holder with water tank and handy lever to easily moisten and mop your floor. Also includes a cleanable microfiber mop and one litre of Quick-Step cleaning product.



CLEANABLE MICROFIBRE MOP



REPAIR KIT

Easily repair light damage in the original colour. It assures that your floor is protected again.

Find detailed instructions at www.quick-step.com

Maintain your
oiled parquet floor



OIL CARE 1 L

Protects your oiled Parquet floor and prevents it from drying out and losing its gloss.
Apply with a damp cloth every 4 cleaning sessions.



MAINTENANCE OIL 1 L

White/transparent.
Protects the matt finish of your oiled Parquet floor and yearly repairs minor damage.
Average usage: 1 L/75 m².
To pick the right maintenance oil for your floor, please consult with your dealer.



Setting the stage for sustainability

Everyday, UNILIN - the company behind Quick-Step - pushes the boundaries of what it means to be a flooring brand. Apart from making our floors as beautiful and enduring as possible, we also strive to make them as sustainable as possible, and to minimise our ecological impact in every way we can. Just like you, we are convinced that a world of beauty is a world where we respect and treasure our natural resources.

“Sustainability has become indispensable for doing business. That’s why we strive to make our floors as sustainable as possible.”

TINO MULLE, CHIEF SUSTAINABILITY OFFICER AT UNILIN

This means we’re not just mindful of how we source our raw materials, but also how we provide energy for production. In many UNILIN factories, end-of-life wood waste is the primary energy source.

GETTING THE MOST OUT OF EVERY TREE

In every Parquet floor we produce, we strive to get the most out of every single tree. Our goal is to create the authentic feeling of pure oak while maintaining extremely high standards for sourcing and logging. Furthermore, by making our floors as wear resistant as possible, we aim to maximise their lifespans.




THE CREDENTIALS OF OUR FLOORING

To provide you with maximum value, Quick-Step Parquet floors adhere to the most stringent quality and sustainability labels.



PEFC

An internationally recognised label that ensures that the wood we use in our flooring comes from sustainable managed forests.



Your Quick • Step® point of sale



Quick • Step® is a quality product produced by UNILIN BV – division Flooring, Ooigemstraat 3, B-8710 Wielsbeke, Belgium, Europe. Product images may differ from actual product. The availability of products, or the products themselves, may change at any time without notice. Content © 2020-2021 by UNILIN BV – division Flooring. All rights reserved. The contents of this brochure may not be reproduced in whole or in part without prior written permission from the publisher. 020 001 01 - EN.
Coverphoto: DIS51155

FOLLOW US ON

 www.facebook.com/QuickStepFloors

 www.youtube.com/quickstepfloor

 www.pinterest.com/quickstepfloor

 [@QuickStepFloor](https://twitter.com/QuickStepFloor)

www.quick-step.com